




# Chapel Haven Schleifer Center REACH 2022-2023 Calendar

June/July 2022					August 2022					September 2022				
M	T	W	Th	F	M	T	W	Th	F	M	T	W	Th	F
<del>27</del>	<del>28</del>	<del>29</del>	<del>30</del>	<del>1</del>	1	2	3	4	5				1	
	<b>12*</b>	13	14	15	8	9	10	11	12	<del>5</del>	<del>6</del>		8	9
18	19	20	21	22	15	16	17	18	19	12	13	14	15	16
25	26	27	28	29	22	23	24	25	26	19	20	21	22	23
					29	30	31			26	27	28	29	30
October 2022					November 2022					December 2022				
M	T	W	Th	F	M	T	W	Th	F	M	T	W	Th	F
3	4	5	6	7		1	2	3	4				1	2
10	11	12	13	14	7	8	9	10	11	5	6	7	8	9
17	18	19	20	21	14	15	16	17	18	12	13	14	15	16
24	25	26	27	28	<del>21</del>	<del>22</del>	<del>23</del>	<del>24</del>	<del>25</del>	<del>19</del>	<del>20</del>	<del>21</del>	<del>22</del>	<del>23</del>
31					28	29	30			<del>26</del>	<del>27</del>	<del>28</del>	<del>29</del>	<del>30</del>
January 2023					February 2023					March 2023				
M	T	W	Th	F	M	T	W	Th	F	M	T	W	Th	F
<del>2</del>		4	5	6			1	2	3			1	2	3
9	10	11	12	13	6	7	8	9	10	6	7	8	9	10
16	17	18	19	20	13	14	15	16	17	13	14	15	16	17
23	24	25	26	27	20	21	22	23	24	20	21	22	23	
30	31				27	28				<del>27</del>	<del>28</del>	<del>29</del>	<del>30</del>	<del>31</del>
April 2023					May 2023					June 2023				
M	T	W	Th	F	M	T	W	Th	F	M	T	W	Th	F
	4	5	6	7	1	2	3	4	5				1	2
10	11	12	13	14	8	9	10	11	12	5	6	7	8	9
17	18	19	20	21	15	16	17	18	19	12	13	14	15	
24	25	26	27	28	22	23	24	25	26	<del>19</del>	<del>20</del>	<del>21</del>	<del>22</del>	<del>23</del>
					<del>29</del>	30	31			<del>26</del>	<del>27</del>	<del>28</del>	<del>29</del>	<del>30</del>

2022	2023
<p><b>June 20-July 8</b> Summer Vacation (No Classes)</p> <p><b>July 11</b> Summer Term Begins</p> <p><b>July 12</b> New Students Admitted</p> <p><b>Sept. 2</b> Summer Term Ends</p> <p><b>Sept. 5-6</b> Labor Day Weekend (No Classes)</p> <p><b>Sept. 7</b> Fall Term Begins</p> <p><b>Nov. 21-25</b> Thanksgiving Vacation (No Classes)</p> <p><b>Dec. 16</b> Fall Term Ends</p> <p><b>Dec. 19-Jan. 2</b> Winter Vacation (No Classes)</p>	<p><b>Jan. 3</b> Winter Term Begins</p> <p><b>Mar. 24</b> Winter Term Ends</p> <p><b>Mar. 27-31</b> Spring Vacation (No Classes)</p> <p><b>Apr. 3</b> Spring Term Begins</p> <p><b>May 29</b> Memorial Day (No Classes)</p> <p><b>June 16</b> REACH Graduation/Spring Term Ends</p> <p><b>Jun 19-July 7</b> Summer Vacation</p> <p style="color: red; font-weight: bold;">*If there are more than 2 snow days or school closings, days will be subtracted from Spring vacation in April.</p>

 Start of New Term	 End of Term	 Graduation
\ Vacation	* New Student/Parent Orientation	

Chapel Haven Schleifer Center, Inc.  
1040 Whalley Ave. New Haven, CT 06515    203-397-1714